

Central UP CEDS/RHP Meeting #1

January 22, 2026

Agenda

- ▶ Welcome and introductions
- ▶ CEDS data presentation and approval vote
- ▶ MI Neighborhood 3.0 HCDF reservations
- ▶ BMCC scholarship survey
- ▶ RHP Actions Grant Round 2
- ▶ Partner Updates



CUPPAD

Welcome and Introductions


2026 CEDS Committee

Alan Barr	<i>Creative Change</i>	Vince Bevins	<i>Michigan Department of Transportation</i>
Trent Bellingar	<i>Delta Schoolcraft ISD</i>	Joe Thiel	<i>Innovate Marquette SmartZone</i>
Victoria George	<i>Schoolcraft Tourism & Commerce</i>	Brigitte LaPointe	<i>Keweenaw Bay Indian Community</i>
Alex Kofsky	<i>Accelerate UP</i>	Julee Kaurala	<i>Michigan Department of Health and Human Services</i>
Holly Peoples	<i>Michigan Works of the Upper Peninsula</i>	Kathy Reynolds	<i>Greater Munising Bay Partnership of Commerce</i>
Sam Stonelake	<i>MEDC Business Development</i>	Mindy Meyers	<i>Dickinson Area Economic Development Alliance</i>
Phil Britton	<i>Fresh Systems, LLC</i>	Amy Berglund	<i>Invest UP</i>
Ed LeGault	<i>Delta County Economic Development Alliance</i>	Ray Govus	<i>MEDC Community Development</i>
Amy Stephens	<i>Marquette County Planning</i>	Nate Heffron	<i>Superior Trade Zone/ City of Negaunee</i>
Kathleen Henry	<i>Superior Watershed Partnership</i>	Dave Nyberg	<i>Northern Michigan University</i>
Christopher Germain	<i>Lake Superior Community Partnership</i>	Ryan Stern	<i>UP Regional Labor Federation</i>
		Amy Kraatz	<i>Michigan Department of Labor and Economic Opportunity</i>

Welcome and Introductions

2026 Central UP Housing Collaborative

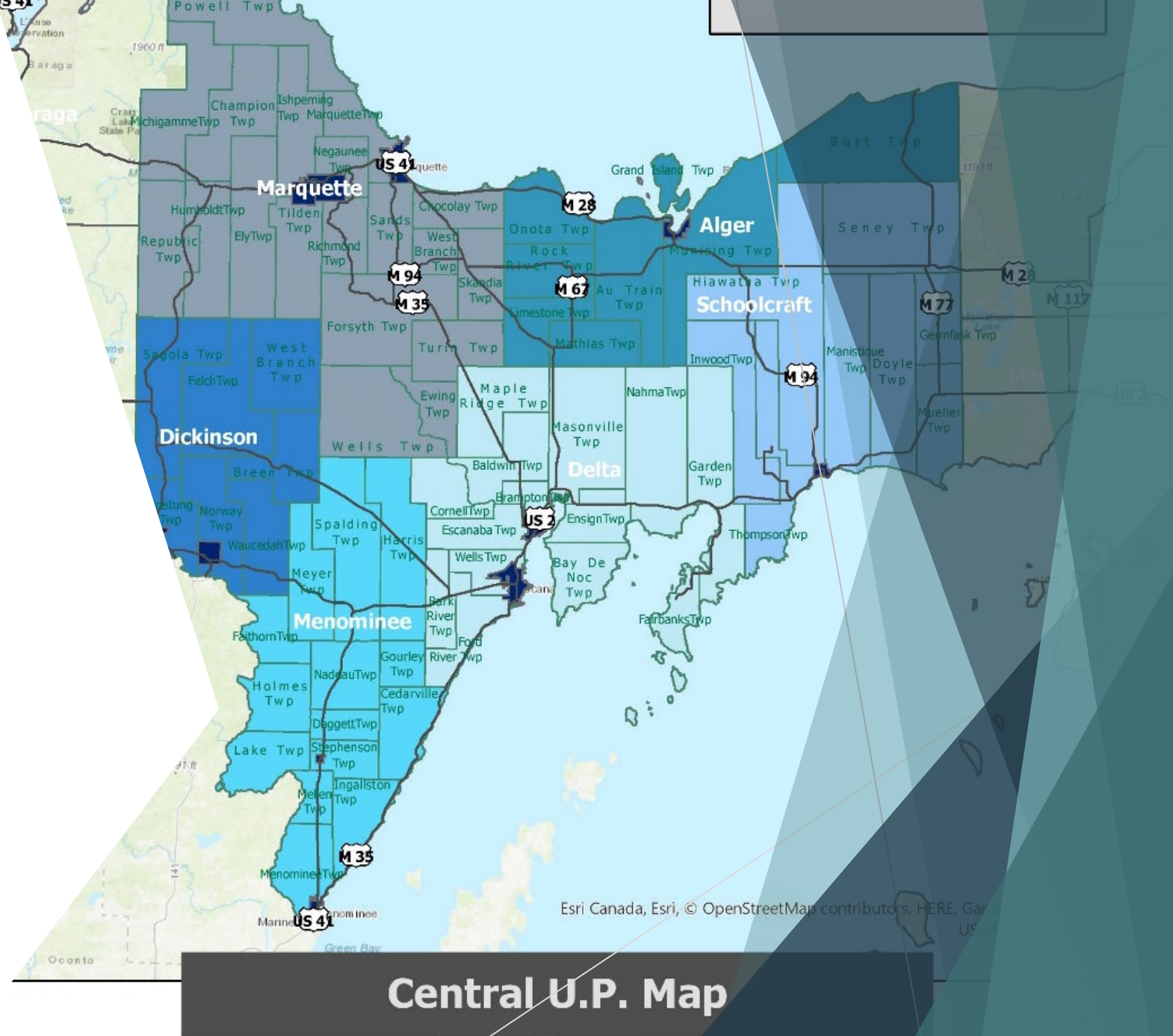
Michelle LaJoie	Community Action Alger-Marquette	Andrew McNeally	UPPCO
Antonio Adan	Marquette County	Anne Giroux	Invest UP
Christopher Germain	LSCP	Victoria George	Schoolcraft Tourism & Commerce
Debb Brunell	Michigan Works	Dave Nyberg	NMU
Rod DesJardins	DHHS	Eileen Sparpana	Bay College
Jason Carviou	Menominee County	Jon Dickerson	Schwalbach
Jen Tucker	MEDC	Julie Shaw	SAIL
Kathy Reynolds	Greater Munising Bay Partnership for Commerce	Kim Shiner	City of Manistique
Lindsey Clark	MEDC	Mindy Meyers	Dickinson EDA
Lyn Durant	Marquette Township	Alan Barr	Keller Williams
Nate Heffron	City of Negaunee	Brad Neumann	MSU Extension
Deanna Johnson	Habitat for Humanity	Ray Govus	MEDC
Patricia West	City of Gladstone	Sean Hobbins	City of Marquette
Sharron Maki	Marquette County Housing Commission		



2026 Comprehensive Economic Development Strategy

Central UP CEDS Overview

- ▶ Five-year regional economic development strategy (2026-2031)
- ▶ Framework required for EDA eligibility and competitiveness
- ▶ Built through data analysis, SWOT findings, and stakeholder input





Regional Profile

- ▶ Geography limits economies of scale and service delivery
- ▶ Demographics constrain workforce growth
- ▶ Distance raises infrastructure and operating costs



Regional Economy

- ▶ Manufacturing, forestry, mining, and health care as core sectors
- ▶ Tourism and outdoor recreation as major contributors
- ▶ Higher education and research as stabilizing anchors

Description	2019 Jobs	2024 Jobs	2019 - 2024 Change	2019 - 2024 % Change	Avg. Earnings Per Job
Retail Trade	8,351	8,737	386	5%	\$40,314
Administrative and Support and Waste Management and Remediation Services	1,777	2,115	338	19%	\$46,449
Accommodation and Food Services	6,656	6,773	117	2%	\$23,746
Unclassified Industry	118	232	114	97%	\$59,871
Wholesale Trade	1,506	1,610	104	7%	\$77,479
Agriculture, Forestry, Fishing and Hunting	658	728	70	11%	\$62,767
Arts, Entertainment, and Recreation	688	749	61	9%	\$25,166
Mining, Quarrying, and Oil and Gas Extraction	1,344	1,397	53	4%	\$130,187
Management of Companies and Enterprises	403	433	30	7%	\$102,324
Transportation and Warehousing	1,692	1,702	10	1%	\$71,304
Manufacturing	8,812	8,789	-23	0%	\$83,650
Real Estate and Rental and Leasing	536	468	-68	-13%	\$50,005
Utilities	379	286	-93	-25%	\$152,702
Information	745	650	-95	-13%	\$76,785
Government	13,500	13,405	-95	-1%	\$78,832
Other Services (except Public Administration)	2,561	2,401	-160	-6%	\$39,009
Professional, Scientific, and Technical Services	1,760	1,578	-182	-10%	\$82,426
Health Care and Social Assistance	8,891	8,707	-184	-2%	\$67,192
Construction	4,459	3,920	-539	-12%	\$82,717

Current Conditions

Unemployment above state and national averages in several counties

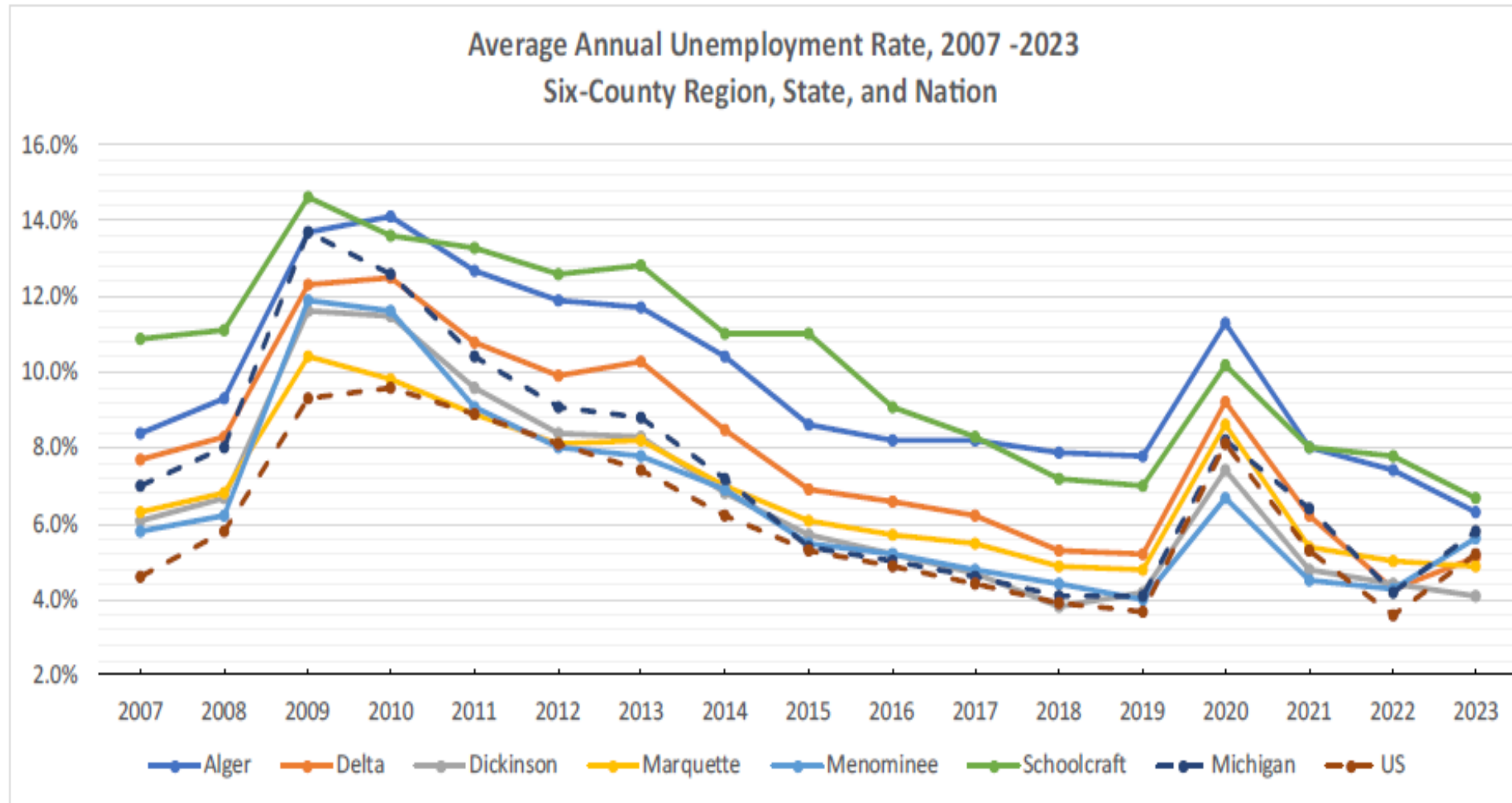
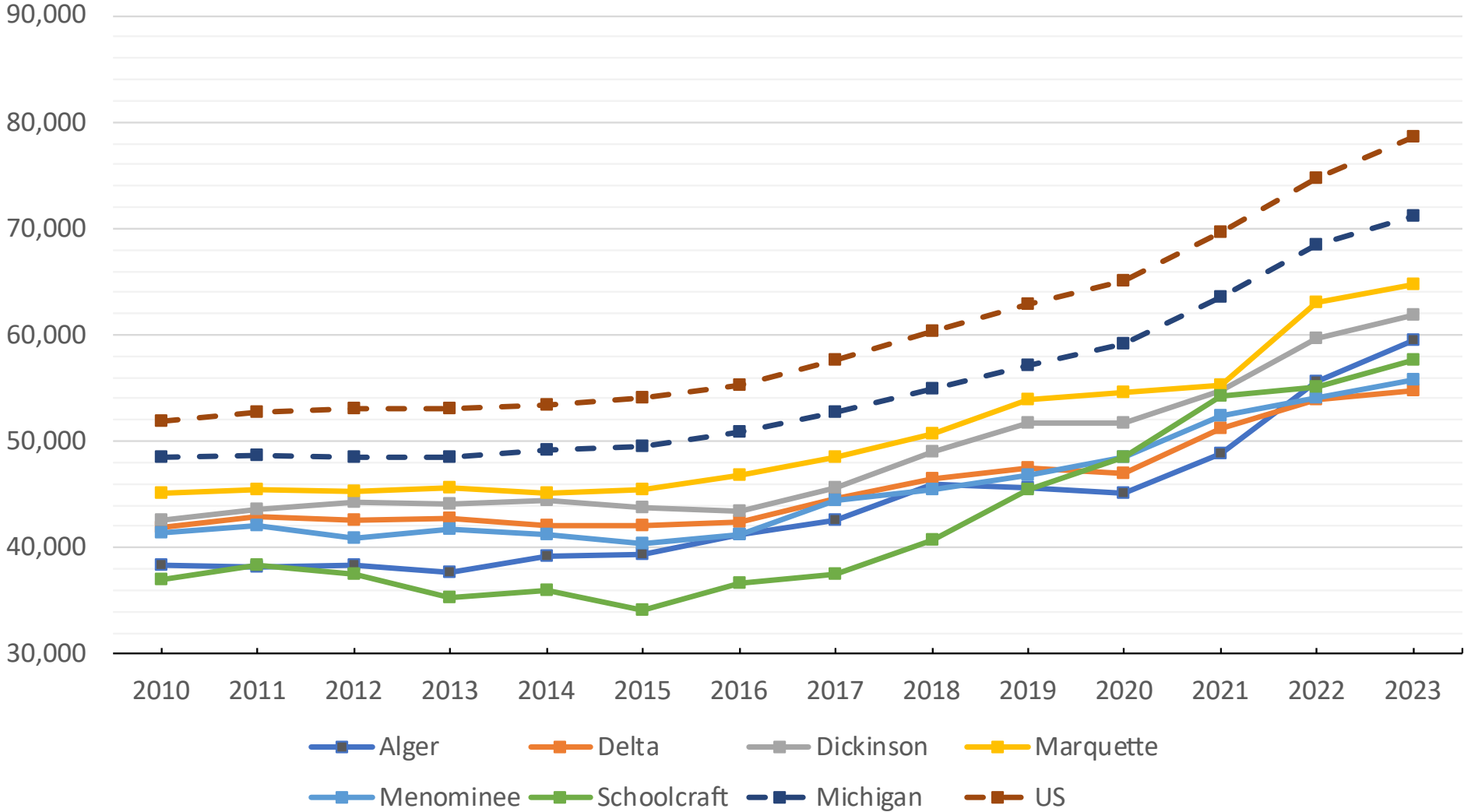


Figure 14: Unemployment Rate, Source: US Census Bureau ACS 2007 - 2023

Median Household Income, 2010 -2023 By County with State and Nation



Occupation	Unique Postings from Nov 2023 - Nov 2025	% Change (Nov 2023 - Nov 2025)
Registered Nurses	3,087	+63%
Retail Salespersons	849	-16%
First-Line Supervisors of Retail Sales Workers	536	-32%
Heavy and Tractor-Trailer Truck Drivers	471	+129%
Customer Service Representatives	411	+38%
Licensed Practical and Licensed Vocational Nurses	408	+83%
Food Service Managers	401	+100%
Merchandise Displayers and Window Trimmers	390	+43%
Home Health and Personal Care Aides	331	+78%
Stockers and Order Fillers	329	+83%
Physicians, All Other	311	-41%
Medical and Health Services Managers	305	+180%
Respiratory Therapists	288	+83%
Secretaries and Administrative Assistants, Except Legal, Medical, and Executive	281	+214%
Health Technologists and Technicians, All Other	255	0%
Janitors and Cleaners, Except Maids and Housekeeping Cleaners	253	+275%
Fast Food and Counter Workers	250	0%
Cashiers	243	-25%
Laborers and Freight, Stock, and Material Movers, Hand	242	+11%
Physical Therapists	208	0%
Radiologic Technologists and Technicians	202	-20%
Nursing Assistants	202	+133%

Distress Factors

- ▶ Income and employment disparities across communities
- ▶ Housing availability limiting workforce attraction and retention
- ▶ Infrastructure and service gaps increasing costs

Economic Distress Criteria

24-month Avg. BLS Unemployment Rate ending **August 2025**

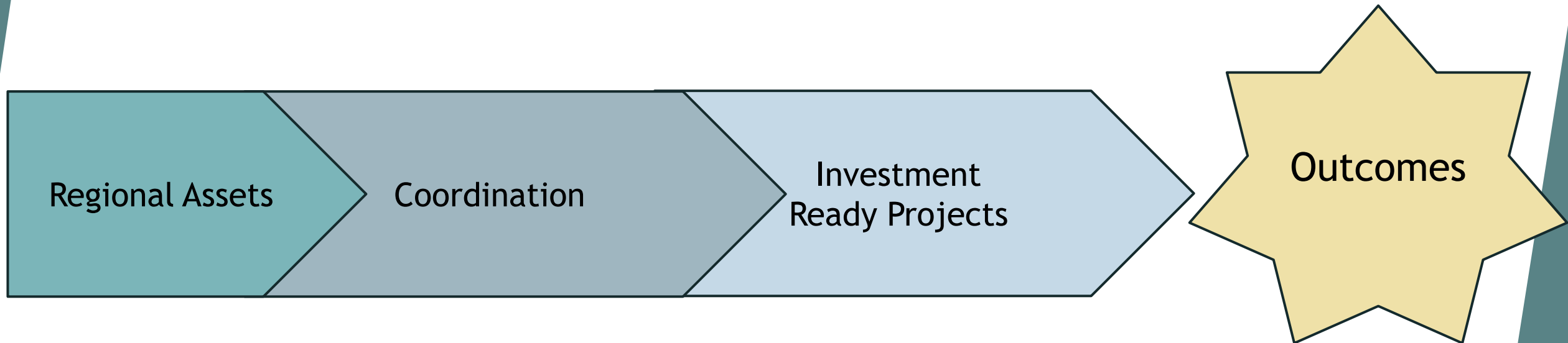
2023 Per Capita Personal Income (BEA PCPI)

2023 Per Capita Money Income (ACS 5-year PCMI)

	24 Month Unemployment	Threshold Calculation	BEA PCPI	Threshold Calculation	ACS 5-Year PCMI	Threshold Calculation
Selected Region	5.69	1.65	\$50,033	71.7	\$34,220	79.0
U.S.	4.04	0.00	\$69,810	100.0	\$43,289	100.0
Alger County, MI	8.56	4.52	\$44,619	63.9	\$28,250	65.3
Delta County, MI	6.30	2.26	\$47,667	68.3	\$34,716	80.2
Dickinson County, MI	5.02	0.98	\$57,116	81.8	\$36,181	83.6
Marquette County, MI	5.40	1.36	\$49,300	70.6	\$34,471	79.6
Menominee County, MI	4.68	0.64	\$50,410	72.2	\$32,264	74.5
Schoolcraft County, MI	8.26	4.22	\$48,919	70.1	\$35,744	82.6

Strategic Framework

- ▶ Asset-based approach focused on existing strengths
- ▶ Regional coordination across jurisdictions and sectors
- ▶ Project-driven structure aligned with investment programs



Strategy Pillars



Goals & Objectives

- ▶ Support business growth and diversification
- ▶ Improve workforce participation and alignment
- ▶ Increase housing supply and investment readiness
- ▶ Strengthen infrastructure and access to services

Key Performance Indicators



Regional Economic Conditions

Understand where the economy is working, and where intervention is needed



Workforce & Talent

Connect people, skills, and employers to support sustained growth



Infrastructure & Capacity

Build the systems and local readiness required for investment



Process & Coordination

Move projects forward through shared tools and regional action

Priority Projects


- ▶ Regionally significant, fundable project concepts
- ▶ Aligned with EDA Public Works, EAA, and Technical Assistance
- ▶ Focus on readiness, partnerships, and outcomes



What Comes Next




Use the
CEDS to
guide
funding



Advance
priority
projects
collaboratively



Track
outcomes
and gaps



Update
the strategy
as conditions
change

- ▶ Adoption and use as a living regional document
- ▶ Annual review and updates as conditions change
- ▶ Continued coordination and project development

MI Neighborhood Program Reservations - Housing and Community Development Fund (HCDF)

Date Range Reflected: 11/01/25 - 12/22/25

RHP	Regional HCDF Investment Target	Regional HCDF Reservations	Remaining HCDF Regional Balance
A	\$1,128,000	\$1,035,000	\$93,000
B	\$1,320,000	\$1,231,125	\$88,875
C	\$738,000	\$0	\$738,000
D	\$2,343,000	\$2,343,000	\$0
E	\$2,325,000	\$610,000	\$1,715,000
F	\$5,247,000	\$5,045,000	\$202,000
G	\$2,592,000	\$2,591,900	\$100
H	\$2,424,000	\$1,660,000	\$ 764,000
I	\$1,263,000	\$1,240,000	\$23,000
J	\$3,063,000	\$2,981,865	\$81,135
K	\$2,619,000	\$2,575,000	\$44,000
L	\$1,146,000	\$1,146,000	\$0
M	\$1,134,000	\$1,000,000	\$134,000
N	\$1,284,000	\$1,284,000	\$0
O	\$1,374,000	\$1,374,000	\$0
Totals	\$30,000,000	\$26,116,890	\$3,883,110

2026 Building Michigan Communities Conference



**BUILDING
MICHIGAN
COMMUNITIES
CONFERENCE**

**MAY 12 & 13
LANSING CENTER**

- ▶ Agenda: <https://buildingmicommunities.org/education-sessions/>
- ▶ Scholarship Application: <https://www.surveymonkey.com/r/J2NHKBD>

MSHDA Actions Grant

\$25,000 for any housing non-development project

Application opens in May, as part of CUPPAD's RHP Partnership Grant

Possible projects:

- ▶ Online housing pipeline tracker
- ▶ Rental housing study
- ▶ Senior housing study
- ▶ Expand and refine the Parcel ID & Analysis Tool
- ▶ Creating a CDBG-ready housing program for communities to adopt
- ▶ Land Division ordinance updates

Grant Opportunities

- ▶ [Safe Routes to School Mini Grants](#) - Due March 6th
 - ▶ [Optional webinar](#) on January 29th at 3:30 Eastern
- ▶ [USDA Rural Business Development Grant](#) - Stay tuned to this link and reach out to Holly Thomma with your questions

Training Opportunities

- ▶ [Data Center Know How for Planners and Officials](#) - February 12th 12-2 PM, Eastern
- ▶ [Planning & Zoning Toolkit for Inclusive Design](#) - February 18th 3-5:00 PM, Eastern
- ▶ [Making Renewables Add Up](#) - March 5th 3-4:30 PM, Eastern
- ▶ [Building Your Community's Leadership Pipeline](#) - March 11, 3-4:30 PM, Eastern
- ▶ [Planning and Zoning Essentials](#) - March 25 & 26th 6-8:00 PM, Eastern

Events

- ▶ [Building Michigan Communities Conference](#) - May 12-13 in Lansing
- ▶ [Small Town Rural & Development Conference](#), June 1-3rd, at Crystal Mountain Resort

Other News

- ▶ Michigan land division bills: HB 4081 and SB 23 - **It's law!** [PA 58](#)
- ▶ [National Housing Emergency Act of 2026](#) - Recently introduced
- ▶ [H.R. 6938](#) - Combined Appropriations bill (\$400M EDA program funding)



Partner updates

Anything to share that's relevant to regional development?

Thank you for attending.

NEXT MEETING: Thursday, March 19th, 10:00 - 12:00 PM
Eastern - **Virtual meeting**